

## APRIL 2015 POLICE REPORT

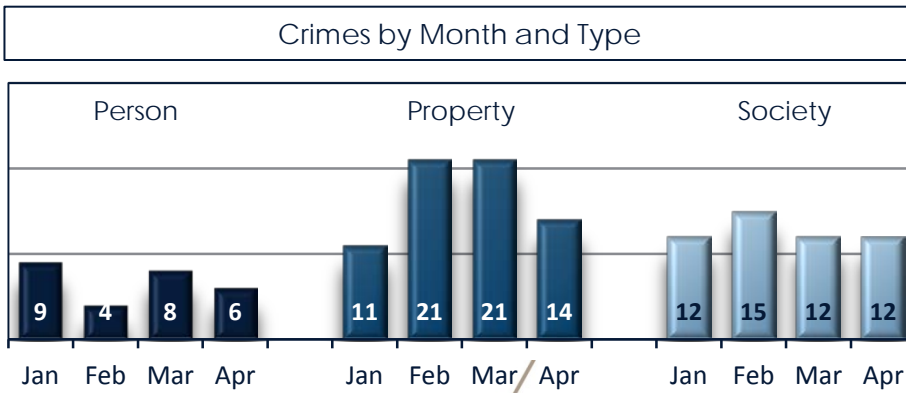
(Released May 14, 2015)

Crime & Clearance	2012	2013	2014	2015		
				Projected	Apr	% cleared
<b>Total Crimes (#)</b>	<b>520</b>	<b>538</b>	<b>489</b>	<b>435</b>	<b>32</b>	<b>45%</b>
Person	99	127	99	81	6	67%
Property	246	243	231	201	14	15%
Society	175	168	159	153	12	73%

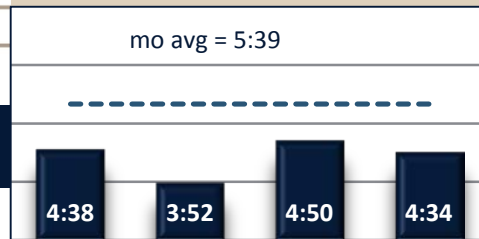
Law enforcement agencies in Idaho report crime within their jurisdictions to the Idaho State Police under the National Incident-Based Reporting System which has standard definitions, rules and guidelines for reporting crimes in three categories:

- **Person Crimes** = murder, manslaughter, rape/sodomy, assault, intimidation and kidnapping offenses
- **Property Crimes** = robbery, burglary, larceny/theft, arson, destruction of property, counterfeiting, fraud, embezzlement, blackmail and stolen property offenses
- **Society Crimes** = drugs/narcotics, gambling, pornography, prostitution and weapons law violations

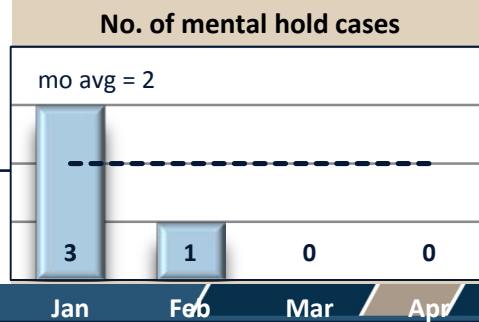
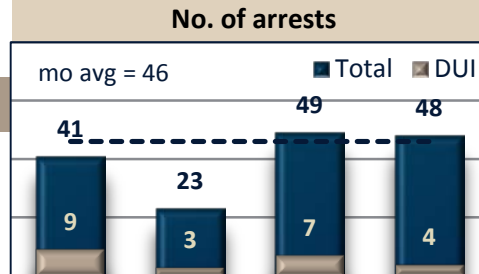
Crimes get cleared when we make an arrest on a case, which includes citations and court summonses under NIBRS. Some crimes are more difficult to solve than others, so clearance rates vary by crime type and can have significant lag times.



### Code 3 CFS response time (min:sec)



Police Activity	Monthly Average	Jan 2015	Feb 2015	Mar 2015	Apr 2015
Citizen calls for service (CFS)	<b>334</b>	288	240	306	<b>333</b>
Proactive policing	<b>1,059</b>	869	971	986	<b>907</b>
Select call types (#)					
Code 3 CFS	<b>11</b>	9	6	9	<b>5</b>
Alarm	<b>13</b>	7	12	8	<b>13</b>
Crash response	<b>35</b>	38	32	34	<b>28</b>
School check	<b>19</b>	10	9	14	<b>13</b>
Traffic stop	<b>472</b>	364	400	352	<b>302</b>
Welfare check	<b>19</b>	19	16	17	<b>11</b>



**Citizen calls for service** - Calls for help made by residents to ACSO dispatchers; **Proactive policing contacts** - Activity initiated by deputies; **Code 3 calls** - Calls requiring an immediate emergency response; monthly averages are based on 2012-2014